






# HY-HPSU Series

Programmable High-Power DC Power Supply

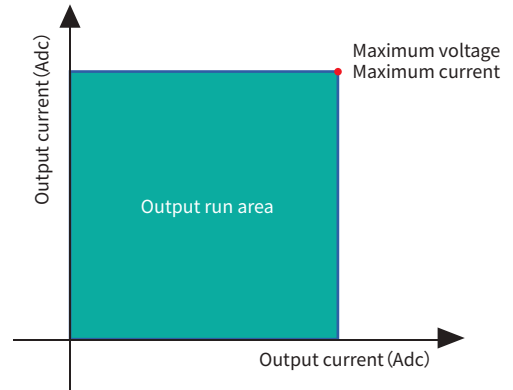
Military Quality Power Supply Expert



# HY-HPSU Series Programmable High-Power DC Power Supply



High power, High performance, High precision



High power DC power supply is an indispensable equipment in the field of electronic technology, high control accuracy, fast response, wide output adjustment range, output with programmable function, through different control can be applied to a variety of occasions, convenient and intelligent operation, to meet a variety of electrical performance test needs.

## Product Features

- Maximum output power 20kW-300kW
- Master-slave parallel extension up to 2MW
- Maximum output voltage 1500V
- Maximum output current 30000A
- 16 bits D/A high precision converter, accurate output
- 20 bits A/D high precision converter, more accurate read back

## Application Field

Programmable high power DC power supply is widely used, mainly divided into the following categories.

- Motor: electric vehicle motor, controller, DC motor aging debugging, etc
- Electrical appliances: LED/LCD test and aging, energy-saving lamp test and aging, etc
- Automobile: starter, automobile air conditioner, automobile motor controller, automobile lighting, cigarette lighter, automobile audio and video test and aging, etc
- Electronic devices: capacitors, relays, transistors, sensors, etc
- Display: Display screen, LCD screen, touch screen, car DVD, mobile phone display, etc
- Military aviation: aircraft start-up maintenance, power supply of military equipment, etc
- Geophysical exploration: power supply of mineral and petroleum equipment, etc
- Power supply: inverter product aging, inverter maintenance testing, etc
- Power tools: contact aging, wire package test, circuit breaker trip test, etc

## Product Model Naming Rules

Product series	Output voltage	Output current	Optional function
HY-HPSU	1000	- 30	- CF

Example of model selection:  
 Product model: HY-HPSU 1000-30-CF  
 Output voltage 0-1000V, output current 0-30A  
 Users choose and purchase custom functions

Optional Purchase Function
- PN : Positive/negative switchover
- CP : Constant power function
- ABD : Prevents backfilling diodes
- BD : Prevent connecting the reverse diode
- TVS : transient suppression diode
- T1 : Operating temperature -10°C to 50°C
- T2 : Operating temperature -20°C to 50°C
- T4 : Operating temperature -40°C to 50°C
- HS : High speed jump function (installed at factory shipment)
- CF : User-defined functions (please specify when ordering)
- MR : Measurement report (issued by CNAS certified third party)
- SP : Sequence, functional programming functions

# HY-HPSU Series Product Selection Table

Communication protocol	Standard communication interface	Optional communication interface
Modbus SCPI	RS-485 RS-232 Digital I/O	- LAN : Ethernet communication interface - CAN : CAN communication interface - GPIB : GPIB communication interface - IA : Analog quantity programming and monitoring interface (isolated type)

\* All technical indicators can only be guaranteed when the equipment runs continuously for more than 30 minutes at the specified operating temperature.

## HY-HPSU Series Product Model Selection And Parameters

Special specifications outside the voltage/current/power range in the selection table can be customized.

### 20kW Series Power Supply Selection

Models	Rated Output Voltage	Rated Output Current	Rated Output Power
HY-HPSU 40-500	40V	500A	20kW
HY-HPSU 50-400	50V	400A	20kW
HY-HPSU 60-334	60V	334A	20kW
HY-HPSU 80-250	80V	250A	20kW
HY-HPSU 100-200	100V	200A	20kW
HY-HPSU 200-100	200V	100A	20kW
HY-HPSU 300-67	300V	67A	20kW

Models	Rated Output Voltage	Rated Output Current	Rated Output Power
HY-HPSU 350-58	350V	58A	20kW
HY-HPSU 400-50	400V	50A	20kW
HY-HPSU 500-40	500V	40A	20kW
HY-HPSU 600-34	600V	34A	20kW
HY-HPSU 800-25	800V	25A	20kW
HY-HPSU 1000-20	1000V	20A	20kW
HY-HPSU 1500-13.5	1500V	13.5A	20kW

### 30kW Series Power Supply Selection

Models	Rated Output Voltage	Rated Output Current	Rated Output Power
HY-HPSU 40-750	40V	750A	30kW
HY-HPSU 50-600	50V	600A	30kW
HY-HPSU 60-500	60V	500A	30kW
HY-HPSU 80-375	80V	375A	30kW
HY-HPSU 100-300	100V	300A	30kW
HY-HPSU 200-150	200V	150A	30kW
HY-HPSU 300-100	300V	100A	30kW

Models	Rated Output Voltage	Rated Output Current	Rated Output Power
HY-HPSU 350-86	350V	86A	30kW
HY-HPSU 400-75	400V	75A	30kW
HY-HPSU 500-60	500V	60A	30kW
HY-HPSU 600-50	600V	50A	30kW
HY-HPSU 800-38	800V	38A	30kW
HY-HPSU 1000-30	1000V	30A	30kW
HY-HPSU 1500-20	1500V	20A	30kW

### 50kW Series Power Supply Selection

Models	Rated Output Voltage	Rated Output Current	Rated Output Power
HY-HPSU 40-1250	40V	1250A	50kW
HY-HPSU 50-1000	50V	1000A	50kW
HY-HPSU 60-834	60V	834A	50kW
HY-HPSU 80-625	80V	625A	50kW
HY-HPSU 100-500	100V	500A	50kW
HY-HPSU 200-250	200V	250A	50kW
HY-HPSU 300-167	300V	167A	50kW

Models	Rated Output Voltage	Rated Output Current	Rated Output Power
HY-HPSU 350-143	350V	143A	50kW
HY-HPSU 400-125	400V	125A	50kW
HY-HPSU 500-100	500V	100A	50kW
HY-HPSU 600-84	600V	84A	50kW
HY-HPSU 800-63	800V	63A	50kW
HY-HPSU 1000-50	1000V	50A	50kW
HY-HPSU 1500-33.5	1500V	33.5A	50kW

# HY-HPSU Series Product Selection Table

## 60kW Series Power Supply Selection

Models	Rated Output Voltage	Rated Output Current	Rated Output Power
HY-HPSU 40-1500	40V	1500A	60kW
HY-HPSU 50-1200	50V	1200A	60kW
HY-HPSU 60-1000	60V	1000A	60kW
HY-HPSU 80-750	80V	750A	60kW
HY-HPSU 100-600	100V	600A	60kW
HY-HPSU 200-300	200V	300A	60kW
HY-HPSU 300-200	300V	200A	60kW

Models	Rated Output Voltage	Rated Output Current	Rated Output Power
HY-HPSU 350-172	350V	172A	60kW
HY-HPSU 400-150	400V	150A	60kW
HY-HPSU 500-120	500V	120A	60kW
HY-HPSU 600-100	600V	100A	60kW
HY-HPSU 800-75	800V	75A	60kW
HY-HPSU 1000-60	1000V	60A	60kW
HY-HPSU 1500-40	1500V	40A	60kW

## 80kW Series Power Supply Selection

Models	Rated Output Voltage	Rated Output Current	Rated Output Power
HY-HPSU 40-2000	40V	2000A	80kW
HY-HPSU 50-1600	50V	1600A	80kW
HY-HPSU 60-1334	60V	1334A	80kW
HY-HPSU 80-1000	80V	1000A	80kW
HY-HPSU 100-800	100V	800A	80kW
HY-HPSU 200-400	200V	400A	80kW
HY-HPSU 300-267	300V	267A	80kW

Models	Rated Output Voltage	Rated Output Current	Rated Output Power
HY-HPSU 350-229	350V	229A	80kW
HY-HPSU 400-200	400V	200A	80kW
HY-HPSU 500-160	500V	160A	80kW
HY-HPSU 600-134	600V	134A	80kW
HY-HPSU 800-100	800V	100A	80kW
HY-HPSU 1000-80	1000V	80A	80kW
HY-HPSU 1500-53.5	1500V	53.5A	80kW

## 100kW Series Power Supply Selection

Models	Rated Output Voltage	Rated Output Current	Rated Output Power
HY-HPSU 40-2500	40V	2500A	100kW
HY-HPSU 50-2000	50V	2000A	100kW
HY-HPSU 60-1667	60V	1667A	100kW
HY-HPSU 80-1250	80V	1250A	100kW
HY-HPSU 100-1000	100V	1000A	100kW
HY-HPSU 200-500	200V	500A	100kW
HY-HPSU 300-334	300V	334A	100kW

Models	Rated Output Voltage	Rated Output Current	Rated Output Power
HY-HPSU 350-286	350V	286A	100kW
HY-HPSU 400-250	400V	250A	100kW
HY-HPSU 500-200	500V	200A	100kW
HY-HPSU 600-167	600V	167A	100kW
HY-HPSU 800-125	800V	125A	100kW
HY-HPSU 1000-100	1000V	100A	100kW
HY-HPSU 1500-67	1500V	67A	100kW

## 150kW Series Power Supply Selection

Models	Rated Output Voltage	Rated Output Current	Rated Output Power
HY-HPSU 40-3750	40V	3750A	150kW
HY-HPSU 50-3000	50V	3000A	150kW
HY-HPSU 60-2500	60V	2500A	150kW
HY-HPSU 80-1875	80V	1875A	150kW
HY-HPSU 100-1500	100V	1500A	150kW
HY-HPSU 200-750	200V	750A	150kW
HY-HPSU 300-500	300V	500A	150kW

Models	Rated Output Voltage	Rated Output Current	Rated Output Power
HY-HPSU 350-429	350V	429A	150kW
HY-HPSU 400-375	400V	375A	150kW
HY-HPSU 500-300	500V	300A	150kW
HY-HPSU 600-250	600V	250A	150kW
HY-HPSU 800-188	800V	188A	150kW
HY-HPSU 1000-150	1000V	150A	150kW
HY-HPSU 1500-100	1500V	100A	150kW

# HY-HPSU Series Product Selection Table

## 200kW Series Power Supply Selection

Models	Rated Output Voltage	Rated Output Current	Rated Output Power
HY-HPSU 40-5000	40V	5000A	200kW
HY-HPSU 50-4000	50V	4000A	200kW
HY-HPSU 60-3334	60V	3334A	200kW
HY-HPSU 80-2500	80V	2500A	200kW
HY-HPSU 100-2000	100V	2000A	200kW
HY-HPSU 200-1000	200V	1000A	200kW
HY-HPSU 300-667	300V	667A	200kW

Models	Rated Output Voltage	Rated Output Current	Rated Output Power
HY-HPSU 350-571	350V	571A	200kW
HY-HPSU 400-500	400V	500A	200kW
HY-HPSU 500-400	500V	400A	200kW
HY-HPSU 600-334	600V	334A	200kW
HY-HPSU 800-250	800V	250A	200kW
HY-HPSU 1000-200	1000V	200A	200kW
HY-HPSU 1500-134	1500V	134A	200kW

## 250kW Series Power Supply Selection

Models	Rated Output Voltage	Rated Output Current	Rated Output Power
HY-HPSU 40-6250	40V	6250A	250kW
HY-HPSU 50-5000	50V	5000A	250kW
HY-HPSU 60-4167	60V	4167A	250kW
HY-HPSU 80-3125	80V	3125A	250kW
HY-HPSU 100-2500	100V	2500A	250kW
HY-HPSU 200-1250	200V	1250A	250kW
HY-HPSU 300-834	300V	834A	250kW

Models	Rated Output Voltage	Rated Output Current	Rated Output Power
HY-HPSU 350-715	350V	715A	250kW
HY-HPSU 400-625	400V	625A	250kW
HY-HPSU 500-500	500V	500A	250kW
HY-HPSU 600-417	600V	417A	250kW
HY-HPSU 800-313	800V	313A	250kW
HY-HPSU 1000-250	1000V	250A	250kW
HY-HPSU 1500-167	1500V	167A	250kW

## 300kW Series Power Supply Selection

Models	Rated Output Voltage	Rated Output Current	Rated Output Power
HY-HPSU 40-7500	40V	7500A	300kW
HY-HPSU 50-6000	50V	6000A	300kW
HY-HPSU 60-5000	60V	5000A	300kW
HY-HPSU 80-3750	80V	3750A	300kW
HY-HPSU 100-3000	100V	3000A	300kW
HY-HPSU 200-1500	200V	1500A	300kW
HY-HPSU 300-1000	300V	1000A	300kW

Models	Rated Output Voltage	Rated Output Current	Rated Output Power
HY-HPSU 350-858	350V	858A	300kW
HY-HPSU 400-750	400V	750A	300kW
HY-HPSU 500-600	500V	600A	300kW
HY-HPSU 600-500	600V	500A	300kW
HY-HPSU 800-375	800V	375A	300kW
HY-HPSU 1000-300	1000V	300A	300kW
HY-HPSU 1500-200	1500V	200A	300kW

# HY-HP Series Technical Parameters

## Constant Pressure Mode (CV Mode)

Output Range Can Be Set	0- Rated Output Value
Input Adjustment Rate	$\leq 0.05\% + 0.05\%$ (Range of measuring)
Load Adjustment Rate	$\leq 0.1\% + 0.05\%$ (Range of measuring)
Maximum Compensation Voltage For Telemetry	$< 30V$ 2V; $\geq 30V$ 8V; (can be customized according to demand)
Ripple and Noise rms (3Hz-300kHz)	$\leq 50V: 0.3\%$ (optional 0.1%); $> 50V: 0.1\%$ ; (80%-100% rated output)
Transient Response Time	$\leq 15$ ms
Rise Time	$\leq 50ms$ (Some models rise time, can also be installed -HS high speed jump function option)

## Constant Current Mode (CC Mode)

Output Range Can Be Set	0- Rated Output Value
Input Adjustment Rate	$\leq 0.05\% + 0.05\%$ (Range of measuring)
Load Adjustment Rate	$\leq 0.1\% + 0.05\%$ (Range of measuring)
Ripple Effective Value rms (3Hz-300kHz)	$\leq 0.15\%$ (80% - 100% rated output)

## Stability And Temperature Coefficient

Temperature Drift (Rated Output Voltage/Current)	U: 0.01%      I: 0.01% (After 30 minutes of power on at a certain input voltage and load ambient temperature, 8 hours)
Temperature Coefficient (Rated Output Voltage/Current)	U: 50 ppm/°C    I: 70 ppm/°C (30 minutes after power on)

## Programming And Readback Accuracy & Resolution

Voltage Output Programming Accuracy	0.05% of the rated output voltage
Current Output Programming Accuracy	0.1% of the output current + 0.01% of the rated output current (in constant current programming mode, the readback and monitoring accuracy do not include the influence of heating drift and load temperature change rate)
Voltage Setting Resolution	0.001V ( $\leq 60V$ ), 0.01V ( $\leq 600V$ ), 0.1V ( $> 600V$ )
Current setting resolution	0.001A ( $\leq 60A$ ), 0.01A ( $\leq 600A$ ), 0.1A ( $> 600A$ )
Voltage Output Read-Back Accuracy	0.05% of the rated output voltage
Current Output Read-Back Accuracy	0.1% of the output current + 0.01% of the rated output current (in constant current programming mode, the readback and monitoring accuracy do not include the influence of heating drift and load temperature change rate)
Voltage Read Back Resolution	0.0001 V ( $\leq 100V$ ), 0.001 V ( $100V < U \leq 1000V$ ), 0.01 V ( $> 1000V$ )
Current Read Back Resolution	0.0001 A ( $\leq 100A$ ), 0.001 A ( $100A < I \leq 1000A$ )

## Protection Function

OVP Overvoltage Protection Setting Range	10-110%, beyond the limit output immediately off
OCP Overcurrent Protection Setting Range	0-105%, beyond the limit output immediately off
OTP Overtemperature Protection	Output beyond the limit is turned off immediately
OPP Overpower Protection	10-110%, beyond the limit output immediately off

## Environmental Condition

Environment	Indoor use; Installation overvoltage class: II; Pollution level: P2; Class II equipment
Operating Ambient Temperature	0°C to 50°C, optional -10°C to 50°C, -20°C to 50°C, -40°C to 50°C
Storage Ambient Temperature	-20°C to 65°C,
Working Ambient Humidity	20%-90% RH, no dew formation, continuous operation
Storage Environment Humidity	10% - 95% RH, no dew formation
Altitude	Above 2000 meters above sea level, every 100 meters up, the power will be reduced by 2%, or reduce the maximum working ambient temperature by 1°C per 100 meters; When not in operation, the altitude can reach 12,000 meters
Cooling	Forced air cooling, intelligent speed regulating fan, front/side air inlet, rear air outlet
Noise	≤ 65dB(A), use 1 m to weighted measurement

## Control Panel

Display	7 inch LCD display, touch screen
Control Function	Digital key input, multi-stage shuttle knob adjustment (outer ring coarse adjustment/inner ring fine adjustment), output ON/OFF switch, Lock keyboard and touch lock, Reset Restart status indicator (Shift/Local/Remote/Alarm/Lock/Output)
Programming Function	Step, Ladder, Gradient

## Input Power Supply

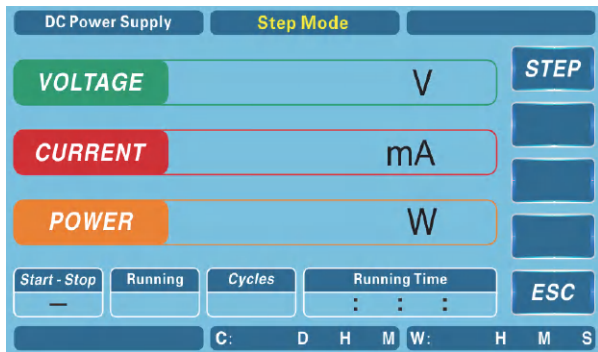
Frequency	47 Hz - 63 Hz
Connection Mode	Three-phase three-wire + ground wire, 380 V ± 15% (-3P standard configuration model)

## Size Note: See page P112 for more information on appearance and display

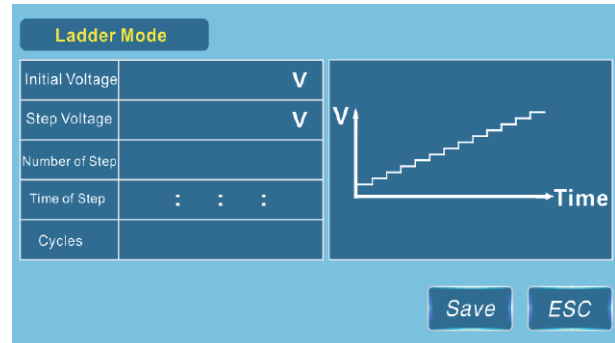
Size	440(W) * 600(D) * 445(H) mm, 10U ( 20 kW / 30 kW, I ≤ 1000 A ) 600(W) * 800 (D) * 920 (H)mm, 18U ( 40 kW / 50 kW ) 600 (W) * 800 (D) * 1453(H) mm, 30U ( 50kW ~ 100 kW ) 1200 (W) * 800(D) * 1453(H) mm, Dual 30U ( 100kW ~ 200 kW ) ≥ 200 kW , Custom chassis
Colour	RAL 7035

# Programmable Functions And Output Waveforms

## Programmable Function



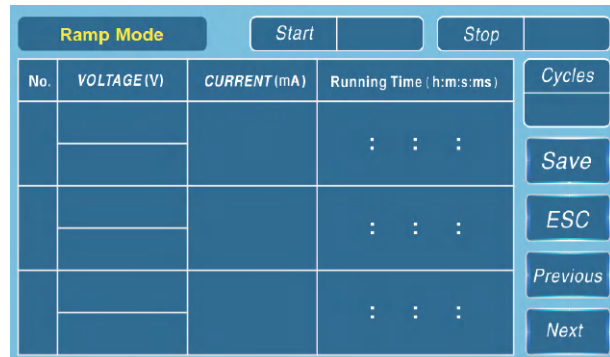
Homepage



The ladder setting page can set the required initial frequency, step frequency, initial voltage, step voltage, step times and step time.

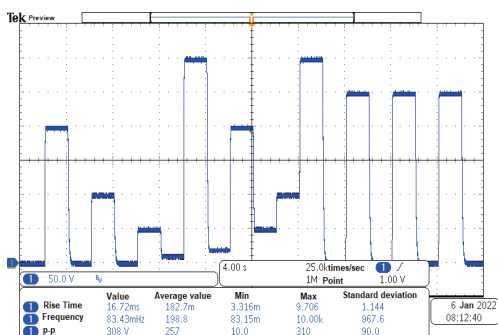


The step setting page can set the required frequency, voltage, running time, initial step, end step and cycle times.

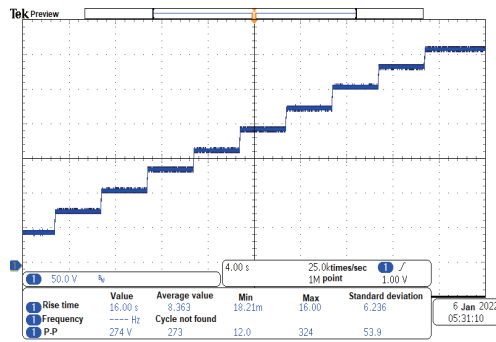


The gradient setting page can set the required voltage, frequency, running time, initial step and end step.

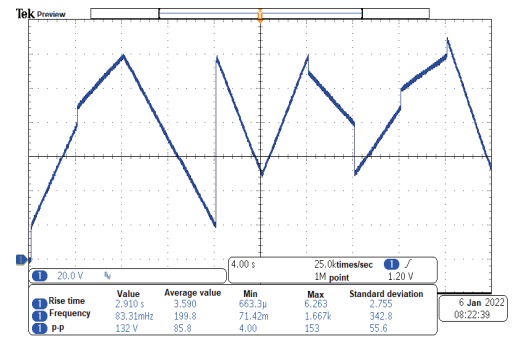
## Output Waveform



Step order



Ladder




Gradual change




# Outline Dimension Appearance&Size

10U 440(W) \* 600(D) \* 445(H) mm

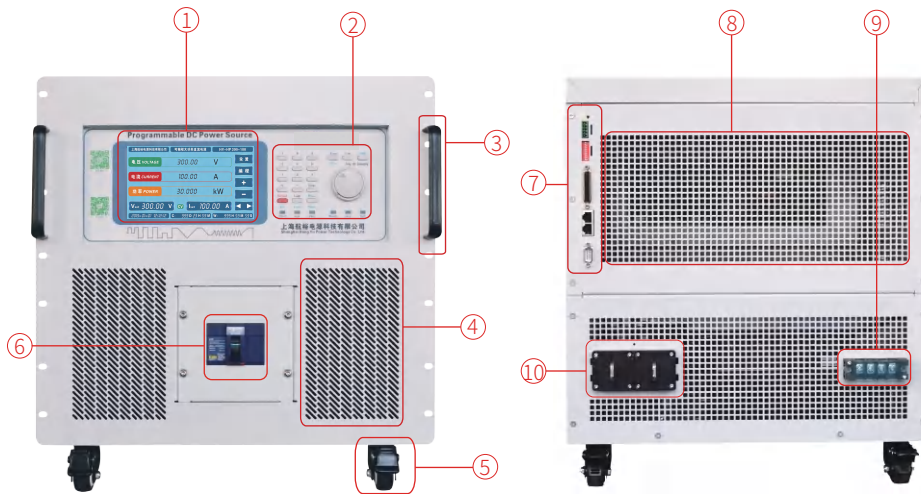


18U 600(W) \* 800(D) \* 920(H) mm



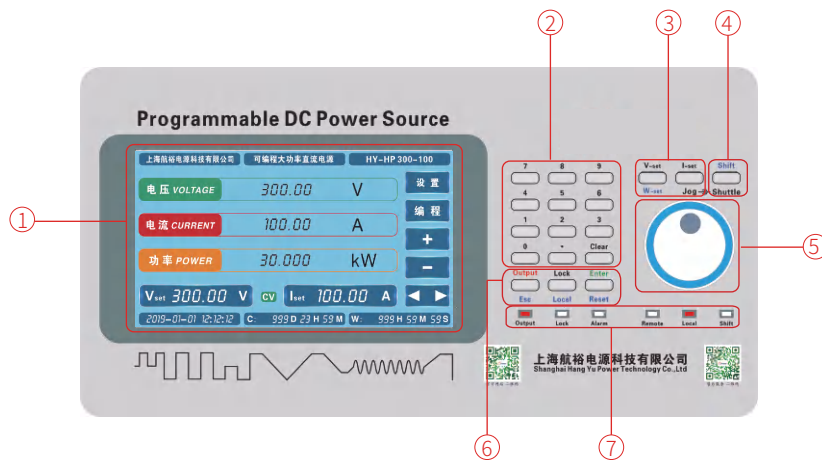
# Display & Control Panel Display and Control Panel

## Front&Rear Panels



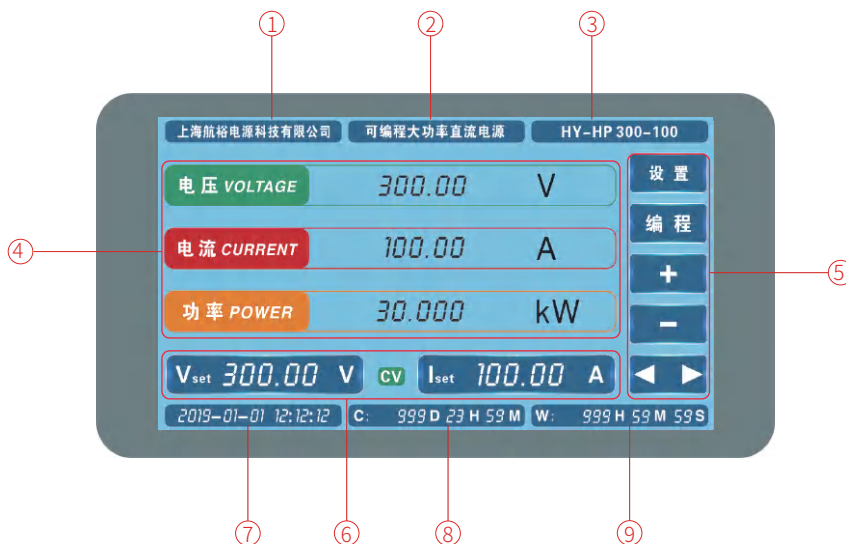
- ① LCD display (7-inch, touch screen)
- ② control area
- ③ 19 inch standard rack handle
- ④ Heat dissipation air inlet
- ⑤ Casters
- ⑥ Power input circuit breaker
- ⑦ communication interface
- ⑧ Heat dissipation air outlet
- ⑨ AC input terminal
- ⑩ DC output terminal (+/-)

## Control Panel



- ① LCD display (7-inch, touch screen)
- ② Number input keyboard
- ③ Voltage/current setting key
- ④ Shift function reset key
- ⑤ Multistage shuttle adjustment knob (inner circle fine adjustment/outer circle coarse adjustment)
- ⑥ Lock: lock, Enter: confirm, Esc: exit, Local: this locality, Reset: Restart, Output ON/OFF: switch
- ⑦ Status

## Display Interface



- ① Manufacturer's name
- ② product name
- ③ Model
- ④ Voltage/current/power read back display area
- ⑤ Function setting area
- ⑥ Voltage/Current Setpoints&CV/CC Status
- ⑦ TIME
- ⑧ Accumulated running time
- ⑨ This run time

## Power Semiconductor Customer



## Enterprise In The Field Of Automotive Electronics



## High-Tech R&D Enterprise



# Cooperative Clients (Partial)

## Aerospace & Defense Military Industry Research Institute



CASC



CASIC



AVIC



AECC



CETC



CSSC



CSIC

CASC 800 ( Shanghai Aerospace Precision Machinery Research Institute

CASC 801 ( Shanghai Institute of Space Propulsion)

CASC 803 ( Shanghai Aerospace Control Technology Institute)

CASC 804 ( Shanghai Aerospace Electronic Communication Equipment Research Institute

CASC 805 ( Shanghai Aerospace System Engineering Institute)

CASC 808 ( Shanghai Precision Measurement and Testing Institute)

CASC 811 ( Shanghai Space Power Research Institute)

CASC 812 ( Shanghai Satellite Equipment Research Institute)

CASC 502 ( Beijing Control Engineering Research Institute)

CASC 510 ( Lanzhou Institute of Space Technology Physics)

CASC 203 ( China Ordnance Industry 203 Research Institute)

CASIC 206 ( Beijing Machinery and Equipment Research Institute)

CASIC 242 Factory ( Lanzhou Flight Control Co., LTD.)

CASIC 307 Factory ( Aerospace Chenguang Co., LTD.)

CASIC 33 ( 33 Aerospace Science and Industry Institutes)

CASIC 3651 Factory ( Shanghai Aerospace Control Technology Institute

AVIC 603 ( AVIC Xi 'an Aircraft Design and Research Institute)

AVIC 613 ( Luoyang Electro-Optical Equipment Research Institute) of Aviation Industry Corporation of China

AVIC 615 ( Aeronautical Radio Electronics Research Institute of China)

AVIC 618 ( Xi 'an Flight Automatic Control Research Institute)

AVIC 631 ( Aviation Computing Technology Research Institute of AVIC)

AVIC 105 Factory ( Tianjin Aviation Electromechanical Co., LTD.)

AVIC 115 Factory ( Shaanxi Aero Electric Co., LTD. )

AVIC 118 Factory ( Shanghai Aviation Electric Appliance Co., LTD.)

AVIC 135 Factory ( State-owned Wanli Electromechanical Factory)

AVIC 181 Factory ( Wuhan Aviation Instrument Co., LTD. )

AVIC 304 ( Beijing Great Wall Institute of Measurement and Testing Technology

AECC 606 ( Shenyang Engine Research Institute )

AVIC 607 ( China Leihua Electronic Technology Institute)

Jiangnan Shipbuilding (Group) Co., LTD

Nanjing Panda Electronics Co., LTD

State-owned 741 Factory (Nanjing Huadong Electronics Group Co., LTD.)

Institute of Modern Physics, Chinese Academy of Sciences

CETC 14 ( Nanjing Institute of Electronic Technology)

CETC 21 ( Shanghai Micromotor Research Institute)

CETC 23 ( Shanghai Transmission Line Research Institute)

CETC 36 ( Gangnam Electronics and Communication ) Research Institute

CETC 38 ( East China Institute of Electronic Engineering)

CETC 50 ( Shanghai Microwave Technology Research Institute)

CETC 51 ( Shanghai Microwave Equipment Research Institute)

CETC 54 ( Shijiazhuang Communication Measurement and Control Technology Research Institute

CETC 55 ( Nanjing Institute of Electronic Devices )

CSIC 707 ( Tianjin Institute of Marine Instruments)

CSIC 7107 ( Shaanxi Aerospace Navigation Equipment Co., LTD.)

CSIC 719 ( Wuhan Second Ship Design Institute)

CSIC 704 ( Shanghai Marine Equipment Research Institute)

CSIC 726 ( Shanghai Marine Electronic Equipment Research Institute

## Scientific Research & Third Party Quality Inspection Agency




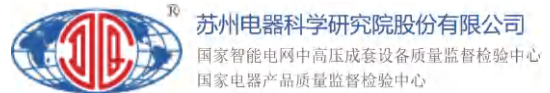

Technical Institute of Physics and Chemistry (Beijing)

Institute of Urban Environment (Xiamen)



Electrotechnical Research Institute (Beijing)

Institute of Applied Physics (Shanghai)



# Cooperative Clients (Partial)

## The Chinese People's Liberation Army

South Sea Fleet  
 East China Sea Fleet  
 North Sea Fleet  
 Navy Factory 701 / Factory 702  
 4724 Factory (Shanghai Haiying Machinery Factory)  
 Unit 95861 (Air First Base)  
 5720 Factory of the People's Liberation Army of China

## Commercial Aviation



Commercial Aircraft Corporation of China



Guangzhou Aircraft Maintenance Engineering Co., LTD



Collins Aerospace

Rockwell Collins



Beijing Aircraft Maintenance Engineering Co., LTD

## Military Academies & Local Universities



National University of Defense Technology



Aerospace Engineering University



Army Engineering University



Air Force Engineering University



Naval University of Engineering



Dalian Naval Academy



Naval Aviation University



Beihang University




Beijing Institute of Technology



Harbin Institute of Technology



Harbin Engineering University



Nanjing University of Aeronautics and Astronautics



Nanjing University of Science and Technology



Northwestern Polytechnical University



University of Science and Technology of China



Tsinghua University



Peking University




Shanghai Jiaotong University



Zhejiang University



Tianjin University



Huazhong University of Science and Technology



University of Electronic Science and Technology



Shanghai University



Beijing University of Technology



Shanghai Maritime University




Dalian University of Technology



Dalian Maritime University



South China University of Technology



Huazhong University of Science and Technology



Xi'an Electronic Technology



Xi'an Jiaotong University



Sichuan University



Donghua University



North China Institute of Aerospace Engineering




Fudan University



Xiamen University



North China Electric Power University



Changchun Institute of Technology



Xiangtan University



Zhejiang University of Technology



Xi'an University of Technology



University of Electronic Science and Technology of China



Official wechat: hypower-cn



## Contact us

---

Hangyu Power System (Shanghai) Co., Ltd.

Mobile/Whatsapp:+8613801800699

Fax:+86-21-67285228-8009

Email:sales@hangyupower.com

neo@hangyupower.com

Address: Block B, Building 11, No. 1698 Minyi Road, Songjiang District, Shanghai

Web:www.hangyupower.com

©Hangyu Power System, 2024

Programmable DC Power Supply Product Catalog, version 08.00, April 2024

All technical data and instructions are based on the actual product

If there is any change, Hangyu Power has the final interpretation right

Authorized distributor:

