


HY-PLMSU Series
Linear Programmable AC Medium Frequency Power Supply
Hangyu Power System (Shanghai) Co., LTD



HY-PLMSU Series Linear Programmable AC Medium Frequency Power Supply

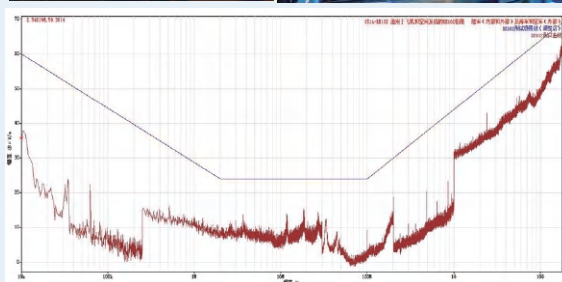



High Power
High Precision
High Reliability



Application Field

- Aviation military
- Testing laboratory
- Electric machine
- Electronic parts
- Nuclear magnetic experiment test
- Darkroom experiment
- EMC test
- Military parts maintenance
- Military testing and verification
- Aircraft electronic test
- Maintenance station



Product Features

- Output frequency range 320Hz-480Hz/300Hz-800Hz, Optional range 45Hz-5kHz
- Output capacity range 30VA-30kVA
- Output voltage standard L-N 0-138Vrms
The value ranges from 0-180Vrms, 276Vrms, and 1kVrms
- Number of output phases Single-phase/three-phase
- Three-phase voltage independent adjustable, phase difference 0-359.99° adjustable
- Linear power technology, ultra-low distortion rate, ultra-low external interference
- Support front panel programming, without computer software control
- The voltage rise and fall slopes are adjustable
- Power output soft start function
- 16 bits D/A high precision converter for accurate output
- 16 bits A/D high precision converter, more accurate read back
- Multiple protection functions OVP, OCP, and OTP
- Standard 19-inch rack size, or floor-to-ceiling cabinet
- 7 inch LCD screen
- Touch screen operation & digital key input
- Multistage shuttle adjustment knob
- The power input is controlled by circuit breaker, which is more secure
- Output the ON/OFF button
- Fan intelligent speed control design, reduce noise
- Front/side air in, rear air out, saving heat dissipation space
- Supports Modbus protocol
- Standard interface: RS-485&RS-232
- Optional interface: LAN, CAN, USB, GPIB, Analog programming and monitoring (isolated)

HY-PLMSU Series Product Selection Table

Product Model Naming Rules					Optional Function
Product Series	Input Phase Number	Output Phase Number	Output Capacity	Optional Function	
HY-PLMSU	1	3	003	- CF	
Series name	1: indicates the input phase 3: Input three-phase	1: indicates the input phase 3: Output three-phase	Output capacity 3kVA	Short for optional function See Optional features	
<p>Selection examples: Product model: HY-PLMSU 13003-CF Input single-phase, output three-phase, output capacity 3kVA, Choose user-defined features.</p>					<ul style="list-style-type: none"> - HR High resolution/precision - D028 DC input, DC 28.5 V (Some models are supported, please explain when ordering) - D270 DC input, DC 270V (Some models are supported, please explain when ordering) - T2 operating temperature -20°C to 45°C - T4 Operating temperature -40°C to 45°C - CF user-defined function (please specify when ordering) - MR Measurement Report (issued by CNAS certified third party)

■ In the selection table, special specifications outside the voltage/power/output capacity range are accepted for customization.

Product Model	Output Capacity	Input	Expor Tation	Product Model	Output Capacity	Input	Expor Tation	Output Voltage	Output Frequency
HY-PLMSU 1101L	100VA	Single phase	Single phase	HY-PLMSU 13L03	30VA	Single phase	Three phase	Standard:	Standard: 400Hz Purchase: 320Hz - 480Hz Purchase: 45Hz - 5000Hz
HY-PLMSU 1103L	300VA			HY-PLMSU 13L06	60VA			L-N 0-115Vrms	
HY-PLMSU 1105L	500VA			HY-PLMSU 13L09	90VA			L-N 0-138Vrms	
HY-PLMSU 11001	1kVA			HY-PLMSU 1303L	300VA			Purchase:	
HY-PLMSU 11002	2kVA			HY-PLMSU 1306L	600VA			L-N 0-180Vrms	
HY-PLMSU 11003	3kVA			HY-PLMSU 1309L	900VA			L-N 0-230Vrms	
HY-PLMSU 31004	4kVA	Three phase	Single phase	HY-PLMSU 1315L	1.5kVA	Three phase	Three phase	L-N 0-276Vrms	Shipboard: 220V±10% 230V±10% Boeing 787
HY-PLMSU 31005	5kVA			HY-PLMSU 13003	3kVA			L-N 0-1kVrms	
HY-PLMSU 31010	10kVA			HY-PLMSU 1345L	4.5kVA				
				HY-PLMSU 3345L	4.5kVA				
				HY-PLMSU 33006	6kVA				
				HY-PLMSU 33010	10kVA				
				HY-PLMSU 33015	15kVA				
				HY-PLMSU 33018	18kVA				
				HY-PLMSU 33030	30kVA				

*When the equipment runs continuously for more than 30 minutes at the specified operating temperature, all technical indicators can be guaranteed.

HY-PLMSU Series Technical Parameters

Single-phase output										
Single in, single out							Three in, single out			
Product Model	PLMSU 1101L	PLMSU 1103L	PLMSU 1105L	PLMSU 11001	PLMSU 11002	PLMSU 11003	PLMSU 31004	PLMSU 31005	PLM 31010	
Power	100VA	300VA	500VA	1kVA	2kVA	3kVA	4kVA	5kVA	10kVA	
Model size	2U	4U	4U	4U	10U	15U	18U	24U	30U	
	*1) 2U and 4U, standard 19-inch rack mount, or tabletop (fixed pads); 2) 10U, standard 19-inch rack type, or floor type (with movable universal casters and brakes); 3) 15U, 18U and above non-standard cabinets, floor type cabinets, with movable universal casters and brakes.									
Circuit mode	Linear amplification system									
Communication mode	Standard: RS-485 & RS-232 Options: LAN, CAN, USB, GPIB, analog programming and monitoring interface (isolated type)									
Input										
Connection mode	Single-phase two-wire + Ground (LN+PE)						Three-phase three-wire + ground wire & three-phase four-wire + ground wire (ABC+PE/ABCN+PE)			
Input phase	Single phase 1Φ						Three-phase 3Φ			
Input waveform	Sinusoidal wave						Sinusoidal wave			
Input voltage	220Vrms±10%						380Vrms±10%			
Input frequency	47Hz-63Hz						47Hz-63Hz			
Exportation										
Output phase	Single phase 1Φ									
Rated set voltage	Standard	L-N 0-138Vrms Continuously adjustable								
	Purchase	L-N 0-180Vrms Continuously adjustable; L-N 0-230Vrms continuously adjustable; L-N 0-276Vrms Continuously adjustable; Max1000Vrms continuously adjustable (Optional voltage, output current will be proportionally reduced)								
Rated current		0.7A	2.2A	3.7A	7.3A	14.5A	21.8A	29A	36.3A	72.5A
	*The rated current is calculated based on the 138V voltage. If other voltages are selected, the rated current is calculated based on the selected voltage.									
Maximum current		0.9A	2.7A	4.4A	8.7A	17.4A	26.1A	34.8A	43.5A	87A
	*Calculate the maximum current based on the 138V voltage. For example, select other voltages to calculate the maximum current.									
Frequency	Standard	320 Hz ~ 480 Hz Continuously adjustable								
	Custom	45 Hz ~ 500 Hz, 45 Hz ~ 800 Hz, 300 Hz ~ 500 Hz, 300 Hz ~ 800 Hz, 300 Hz ~ 1200 Hz, 300 Hz ~ 1500 Hz, 300 Hz ~ 2000 Hz, 500 Hz-5KHz You can choose either one								
Property										
Input adjustment rate	≤0.5%F.S. (Resistance test)									
Load adjustment rate	≤0.5%F.S. (resistance test, 45Hz-500Hz output); ≤1%F.S. (resistance test, > 500Hz output)									
Waveform distortion _(THD)	Sine wave, THD≤0.5% (resistance test, 45Hz-500Hz output); THD≤1% (resistance test, > 500Hz output) * Based on 400Hz test results.									
Frequency stability	≤0.02%F.S.									
Voltage stability	≤0.5%F.S.									
Voltage crest coefficient	1.414±0.05									
Noise	≤65dB(A), use 1m to weigh the measurement									

HY-PLMSU series technical parameters

Programming And Readback Accuracy & Resolution

Settings	Voltage output programming accuracy	$\pm 0.3\%$ F.S.
	Frequency output programming accuracy	$\pm 0.01\%$ F.S.
	Voltage setting resolution	0.01V
	Frequency setting resolution	0.01Hz
Backward read	Voltage output read-back accuracy	$\pm 0.3\%$ F.S.
	Current output read back accuracy	$\pm 0.3\%$ F.S.
	Frequency output read-back accuracy	$\pm 0.01\%$ F.S.
	Voltage read back resolution	0.01V
	Current read back resolution	0.0001A ($\leq 6A$) ; 0.001A ($\leq 60A$) ; 0.01A < 600A (16Bits resolution)
	Frequency read-back resolution	0.01Hz

Protection Function

Protection function	Overvoltage, overcurrent, internal overheating, short circuit
Overload capacity	125% current 15s, 150% current 5s, 200% current 2s, 300% current Stop output immediately
Memory function	Parameters of the last run
Preset function	Adjust the output voltage and frequency online

Environmental Condition

Environment	Indoor use; Installation overvoltage class: II; Pollution level: P2; II equipment
Operating ambient temperature	0°C to 45°C; Choose from -20°C to 45°C; -40°C to 45°C
Storage ambient temperature	-20°C to 65°C
Working ambient humidity	20%-90%RH, no condensation, continuous operation
Storage environment humidity	10%-95%RH, no condensation
Altitude	Above 2000 meters above sea level, the power is reduced by 2% per 100 meters, or the maximum working ambient temperature is reduced by 1°C per 100 meters; When not in operation, it can reach an altitude of 12,000m
Cooling condition	Forced air cooling, intelligent speed control fan, both sides/front air, rear air
Transport condition	Road transport

Control Panel

Display	4/7 inch, LCD LCD display, touch screen
Display item	Phase voltage (set value & measured value), current measured value, frequency set value, working time, cumulative working time, current time and date
Control function	Output ON/OFF/Lock keyboard and touch lock /Reset Restart/reset/setting/status indicator
Mode of operation	Key input/LCD input/shuttle knob input (outer ring coarse adjustment/inner ring fine adjustment)
Control mode	Local control/remote control
Programming function	Step/ladder/gradient

HY-PLMSU Series Technical Parameters

Single Phase Input Three Phase Output									
Product model	PLMSU 13L03	PLMSU 13L06	PLMSU 13L09	PLMSU 1303L	PLMSU 1306L	PLMSU 1309L	PLMSU 1315L	PLMSU 13003	PLMSU 1345L
Power	30VA	60VA	90VA	300VA	600VA	900VA	1.5kVA	3kVA	4.5kVA
Model size	2U	2U	2U	4U	4U	10U	10U	18U	24U
	*1) 2U and 4U, standard 19-inch rack mount, or tabletop (fixed pads); 2) 10U, standard 19-inch rack type, or floor type (with movable universal casters and brakes); 3) 18U and above non-standard cabinets, floor to floor cabinets, with movable universal casters and brakes.								
Circuit mode	Linear amplification system								
Communication mode	Standard: RS-485 & RS-232 Options: LAN, CAN, USB, GPIB, analog programming and monitoring interface (isolated type)								
Input									
Connection mode	Single-phase two-wire + Ground (LN+PE)								
Input phase	Single phase 1Φ								
Input waveform	Sinusoidal wave								
Input voltage	220Vrms±10%								
Input frequency	47Hz-63Hz								
Exportation									
Output phase	Three-phase 3Φ								
Rated set voltage	Standard	L-N 0-138Vrms is continuously adjustable, L-L 0-240Vrms is continuously adjustable							
	Purchase	L-N 0-180Vrms Continuously adjustable; L-N 0-230Vrms continuously adjustable; L-N 0-276Vrms Continuously adjustable; Max1000Vrms continuously adjustable (optional model, output current will be reduced proportionally)							
Rated current	0.07A	0.15A	0.22A	0.73A	1.45A	2.2A	3.63A	7.25A	10.9A
	*The rated current is calculated based on the 138V voltage. If other voltages are selected, the rated current is calculated based on the selected voltage.								
Maximum current	0.09A	0.18A	0.26A	0.88A	1.74A	2.6A	4.36A	8.7A	13.1A
	*Calculate the maximum current based on the 138V voltage. For example, select other voltages to calculate the maximum current.								
Frequency	Standard	Rated 400Hz, adjustable range 320Hz-480Hz continuously adjustable							
	Custom	45 Hz ~ 500 Hz, 45 Hz ~ 800 Hz, 300 Hz ~ 500 Hz, 300 Hz ~ 800 Hz, 300 Hz ~ 1200 Hz, 300 Hz ~ 1500 Hz, 300 Hz ~ 2000 Hz, 500 Hz-5KHz You can choose either one							
Property									
Input adjustment rate	≤0.5%F.S. (Resistance test)								
Load adjustment rate	≤0.5%F.S. (resistance test, 45Hz-500Hz output); ≤1%F.S. (resistance test, > 500Hz output)								
Waveform distortion(THD)	Sine wave, THD≤0.5% (resistance test, 45Hz-500Hz output); THD≤1% (resistance test, > 500Hz output)								
Frequency stability	≤0.02%								
Voltage stability	≤0.5%								
Voltage crest coefficient	1.414±0.05								
Voltage unbalance	Three-phase output ≤0.5Vrms (no load or balanced load)								
Phase difference	Load three-phase balance or no-load ±2°								
Noise	≤65dB(A), use 1m to weigh the measurement								
Three-phase voltage/phase difference	Three-phase voltage independent adjustable, phase difference 0-359.99° adjustable								

HY-PLMSU Series technical parameters

Programming And Readback Accuracy & Resolution

Settings	Voltage output programming accuracy	$\pm 0.3\%$ F.S.
	Frequency output programming accuracy	$\pm 0.01\%$ F.S.
	Voltage setting resolution	0.01V
	Frequency setting resolution	0.01Hz
Backward read	Voltage output read-back accuracy	$\pm 0.3\%$ F.S.
	Current output read back accuracy	$\pm 0.3\%$ F.S.
	Frequency output read-back accuracy	$\pm 0.01\%$ F.S.
	Voltage read back resolution	0.01V
	Current read back resolution	0.0001A ($\leq 6A$) ; 0.001A ($\leq 60A$) ; 0.01A < 600A (16Bits resolution)
	Frequency read-back resolution	0.01Hz

Protection Function

Protection function	Overvoltage, overcurrent, internal overheating, short circuit
Overload capacity	125% current 15s, 150% current 5s, 200% current 2s, 300% current Stop output immediately
Memory function	Parameters of the last run
Preset function	Adjust the output voltage and frequency online

Environmental Condition

Environment	Indoor use; Installation overvoltage class: II; Pollution level: P2; II equipment
Operating ambient temperature	0°C to 45°C; Choose from -20°C to 45°C; -40°C to 45°C
Storage ambient temperature	-20°C to 65°C
Working ambient humidity	20%-90%RH, no condensation, continuous operation
Storage environment humidity	10%-95%RH, no condensation
Altitude	Above 2000 meters above sea level, the power is reduced by 2% per 100 meters, or the maximum working ambient temperature is reduced by 1°C per 100 meters; When not in operation, it can reach an altitude of 12,000 meters
Cooling condition	Forced air cooling, intelligent speed control fan, both sides/front air, rear air
Transport condition	Road transport

Control Panel

Display	4/7 inches, LCD LCD display, touch screen
Display item	Phase voltage (set value & measured value), current measured value, frequency set value, working time, cumulative working time, current time and date
Control function	Output ON/OFF/Lock keyboard and touch lock /Reset Restart/reset/setting/status indicator
Mode of operation	Key input/LCD input/shuttle knob input (outer ring coarse adjustment/inner ring fine adjustment)
Control mode	Local control/remote control
Programming function	Step/ladder/gradient

HY-PLMSU Series Technical Parameters

Three Phase Input Three Phase Output							
Product model	PLMSU 3345L	PLMSU 33006	PLMSU 33010	PLMSU 33015	PLMSU 33018	PLMSU 33030	
Power	4.5kVA	6kVA	10kVA	15kVA	18kVA	30kVA	
Model size	24U	30U	Non-standard cabinet	Non-standard cabinet	Non-standard cabinet	Non-standard cabinet	
	*1) Non-standard cabinet above 18U, floor to floor cabinet with movable universal casters and brakes.						
Circuit mode	Linear amplification system						
Communication mode	Standard: RS-485 & RS-232 Options: LAN, CAN, USB, GPIB, analog programming and monitoring interface (isolated type)						
Input							
Connection mode	Three-phase three-wire + Ground wire & three-phase four-wire + ground wire (ABC+PE/ABCN+PE)						
Input phase	Three-phase 3Φ						
Input waveform	Sinusoidal wave						
Input voltage	380Vrms±10%						
Input frequency	47Hz-63Hz						
Exportation							
Output phase	Three-phase 3Φ						
Rated set voltage	Standard	L-N 0-138Vrms is continuously adjustable, L-L 0-240Vrms is continuously adjustable					
	Purchase	L-N 0-180Vrms Continuously adjustable; L-N 0-230Vrms continuously adjustable; L-N 0-276Vrms Continuously adjustable; Max1000Vrms continuously adjustable (Optional voltage, output current will be proportionally reduced)					
Rated current		10.9A	14.5A	24.2A	36.3A	43.5A	72.5A
	*The rated current is calculated based on the 138V voltage. If other voltages are selected, the rated current is calculated based on the selected voltage.						
Maximum current		13.1A	17.4A	29A	43.5A	52.2A	87A
	*Calculate the maximum current based on the 138V voltage. For example, select other voltages to calculate the maximum current.						
Frequency	Standard	Rated 400Hz, adjustable range 320Hz-480Hz continuously adjustable					
	Custom	45 Hz ~ 500 Hz, 45 Hz ~ 800 Hz, 300 Hz ~ 500 Hz, 300 Hz ~ 800 Hz, 300 Hz ~ 1200 Hz, 300 Hz ~ 1500 Hz, 300 Hz ~ 2000 Hz, 500 Hz-5KHz You can choose either one					
Property							
Input adjustment rate	≤0.5%F.S. (Resistance test)						
Load adjustment rate	≤0.5%F.S. (resistance test, 45Hz-500Hz output); ≤1%F.S. (resistance test, > 500Hz output)						
Waveform distortion(THD)	Sine wave, THD≤0.5% (resistance test, 45Hz-500Hz output); THD≤1% (resistance test, > 500Hz output)						
Frequency stability	≤0.02%						
Voltage stability	≤0.5%						
Voltage crest coefficient	1.414±0.05						
Voltage unbalance	Three-phase output ≤0.5Vrms (no load or balanced load)						
Phase difference	Load three-phase balance or no-load ±2°						
Noise	≤65dB(A), use 1m to weigh the measurement						
Three-phase voltage/ phase difference	Three-phase voltage independent adjustable, phase difference 0-359.99° adjustable						

HY-PLMSU Series Technical Parameters

Programming And Readback Accuracy & Resolution

Settings	Voltage output programming accuracy	$\pm 0.3\%$ F.S.
	Frequency output programming accuracy	$\pm 0.01\%$ F.S.
	Voltage setting resolution	0.01V
	Frequency setting resolution	0.01Hz
Backward read	Voltage output read-back accuracy	$\pm 0.3\%$ F.S.
	Current output read back accuracy	$\pm 0.3\%$ F.S.
	Frequency output read-back accuracy	$\pm 0.01\%$ F.S.
	Voltage read back resolution	0.01V
	Current read back resolution	0.0001A ($\leq 6A$) ; 0.001A ($\leq 60A$) ; 0.01A < 600A (16Bits resolution)
	Frequency read-back resolution	0.01Hz

Protection Function

Protection function	Overvoltage, overcurrent, internal overheating, short circuit
Overload capacity	125% current 15s, 150% current 5s, 200% current 2s, 300% current Stop output immediately
Memory function	Parameters of the last run
Preset function	Adjust the output voltage and frequency online

Environmental Condition




Environment	Indoor use; Installation overvoltage class: II; Pollution level: P2; II equipment
Operating ambient temperature	0°C to 45°C; Choose from -20°C to 45°C; -40°C to 45°C
Storage ambient temperature	-20°C to 65°C
Working ambient humidity	20%-90%RH, no condensation, continuous operation
Storage environment humidity	10%-95%RH, no condensation
Altitude	Above 2000 meters above sea level, the power is reduced by 2% per 100 meters, or the maximum working ambient temperature is reduced by 1°C per 100 meters; When not in operation, it can reach an altitude of 12,000 meters
Cooling condition	Forced air cooling, intelligent speed control fan, both sides/front air, rear air
Transport condition	Road transport

Control Panel


Display	7 inches, LCD LCD display, touch screen
Display item	Phase voltage (set value & measured value), current measured value, frequency set value, working time, cumulative working time, current time and date
Control function	Output ON/OFF/Lock keyboard and touch lock /Reset Restart/reset/setting/status indicator
Mode of operation	Key input/LCD input/shuttle knob input (outer ring coarse adjustment/inner ring fine adjustment)
Control mode	Local control/remote control
Programming function	Step/ladder/gradient

Appearance & Size


2U 430(W) * 500(D) * 88(H) mm



4U 433(W)*560(D)*177(H)mm



10U 440(W)*600(D)*445(H)mm




Appearance & Size

18U 600(W)*800(D)*920(H)mm




24U 600(W)*800(D)*1190(H)mm
30U 600(W)*800(D)*1453(H)mm
36U 600(W)*800(D)*1718(H)mm




Display And Control Panel

Control Panel




- ① Power input circuit breaker
- ② LCD display (7 inches, touch screen)
- ③ Numeric input keyboard
- ④ Frequency/voltage or current setting key
- ⑤ Shift function reuse key
- ⑥ Chassis handle
- ⑦ Lock Lock, Enter confirm, Esc exit
Local Local or Reset Restarts
Output ON/OFF Switch
- ⑧ Status indicator
- ⑨ Multi-stage shuttle adjustment knob (inner ring fine
adjustment/outer ring coarse adjustment)
- ⑩ 19-inch standard rack mounting holes

Rear Panel



- ① AC input terminal
- ② RS-485 & RS-232 communication interface
- ③ AC output terminal
- ④ Heat dissipation outlet

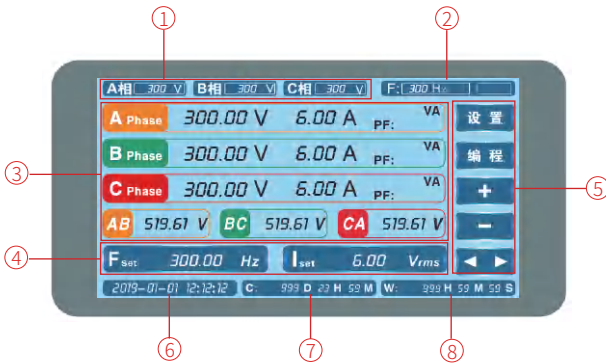
Front Panel & Rear Panel



- ① LCD display (7 inches, touch screen)
- ② Control area
- ③ 19-inch standard rack handle
- ④ Heat dissipation inlet
- ⑤ Casters
- ⑥ Power input circuit breaker
- ⑦ Communication interface
- ⑧ Heat dissipation outlet
- ⑨ AC input terminals
- ⑩ AC output terminal

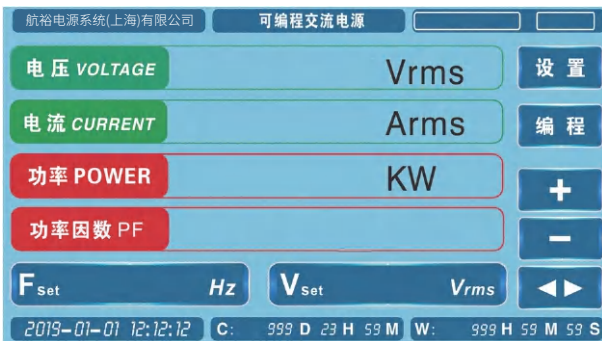
Display And Control Panel

Display Interface



- ① Three-phase voltage
- ② Product frequency
- ③ Three-phase voltage and current display area
- ④ Frequency/voltage setting value
- ⑤ Function setting area
- ⑥ Current time
- ⑦ Cumulative running time
- ⑧ This running time

Display Interface



Main interface of single-phase power supply



Main interface of the dual phase power supply

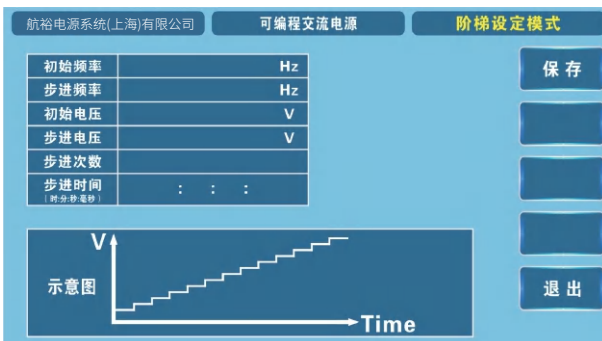


Main interface of three-phase power supply

航裕电源系统(上海)有限公司 可编程交流电源 步阶设定模式

步号	频率 (Hz)	电压 (V)	运行时间 (H:M:S.mS)	起始步
	:	:	:	起始步
	:	:	:	结束步
	:	:	:	循环次数
	:	:	:	保存
	:	:	:	退出
	:	:	:	上一页
	:	:	:	下一页

Step setting page can set the required frequency, voltage, Run time, initial step, end step, and number of cycles



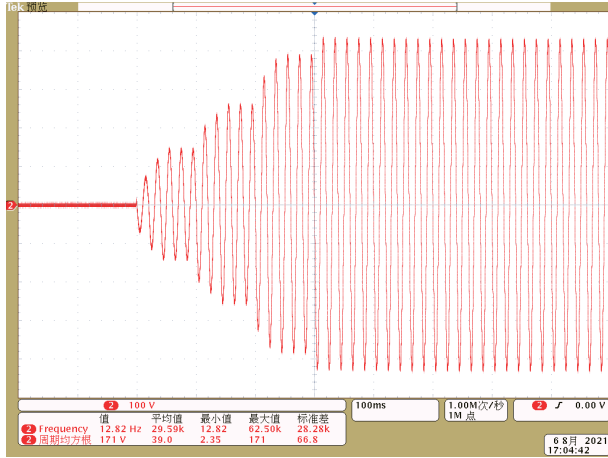
Step setting page can set the required initial frequency, Step frequency, initial voltage, step voltage, step number and step time

航裕电源系统(上海)有限公司 可编程交流电源 渐变设定模式

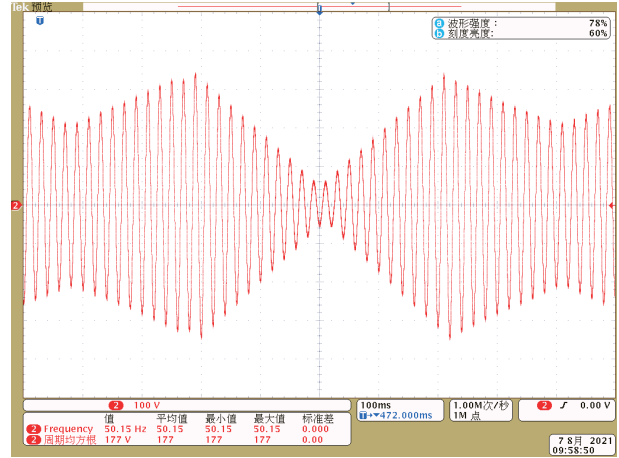
步号	频率 (Hz)	电压 (V)	运行时间 (时:分:秒:毫秒)	起始步
起			:	起始步
止			:	结束步
起			:	循环次数
止			:	保存
起			:	退出
止			:	上一页
起			:	下一页

The gradient Settings page can set the required voltage and frequency Run time, initial step, end step

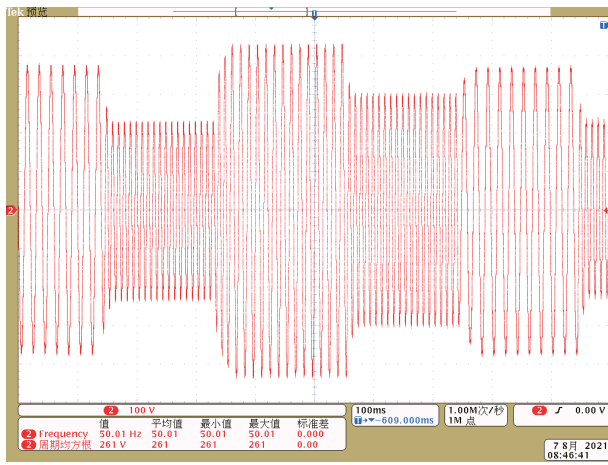
Output Voltage Waveform Of Single-phase Power Supply



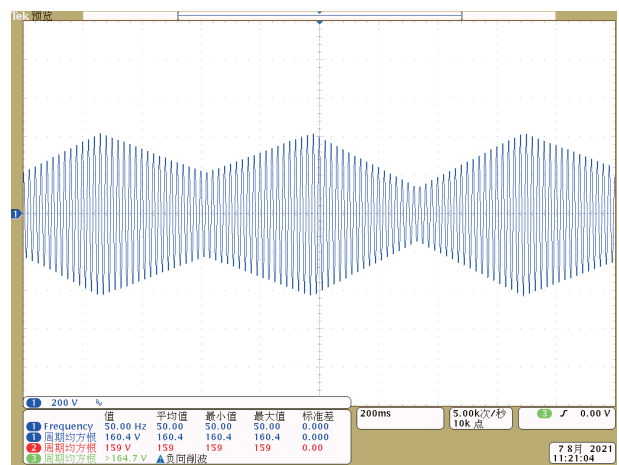
Step



Step

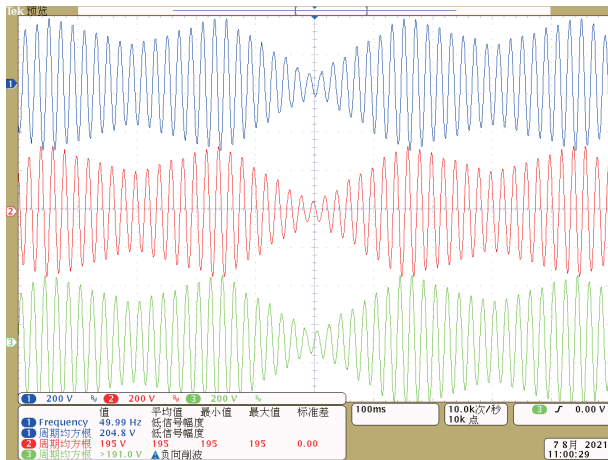


Ladder

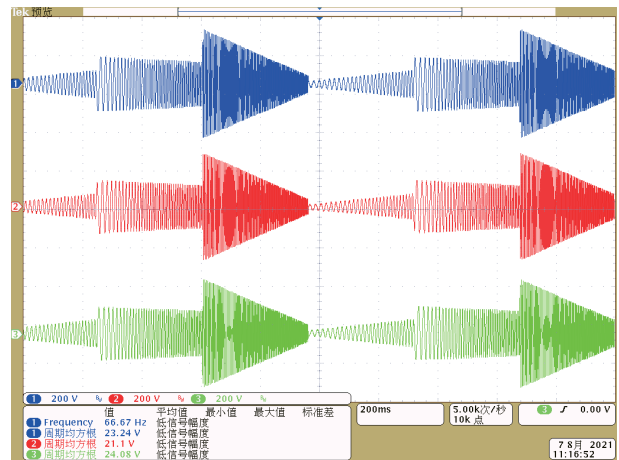


Gradation

Output Voltage Waveform Of Three-phase Power Supply



Three-phase step



Three-phase gradient

Cooperative Customers (Part)

Aerospace & Defense Military Research Institute



China Aerospace



Aerospace science and engineering



Aviation industry



China Air Development



China Electrical Engineering Group



China Shipbuilding Corporation



China Shipbuilding Industry Corporation

CASC 803 (Shanghai Aerospace Control Technology Institute)
 CASC 800 (Shanghai Aerospace Precision Machinery Research Institute)
 CASC 804 (Shanghai Aerospace Electronic Communication Equipment Research Institute)
 CASC 805 (Shanghai Aerospace System Engineering Institute)
 CASC 808 (Shanghai Precision Measurement and Testing Institute)
 CASC 811 (Shanghai Space Power Research Institute)
 CASC 812 (Shanghai Satellite Equipment Research Institute)
 CASC 801 (Shanghai Space Propulsion Research Institute)
 CASC 502 (Beijing Control Engineering Research Institute)
 CASC 510 (Lanzhou Institute of Space Technology Physics)
 CASIC 206 (Beijing Machinery and Equipment Research Institute)
 CASIC 304 Institute (Beijing Great Wall Institute of Measurement and Testing Technology)
 CASIC 307 Factory (Aerospace Chengguang Co., LTD.)
 33 CASIC (33 Aerospace Science and Industry Institutes)
 CASIC 3651 Factory (Guizhou Aerospace Linquan Motor Co., LTD.)
 AVIC 615 (Aeronautical Radio Electronics Research Institute of China)
 AVIC 618 (Xi'an Flight Automatic Control Research Institute)
 AVIC 105 Factory (Tianjin Aviation Electromechanical Co., LTD.)
 AVIC 115 Factory (Shaanxi Aero Electric Co., LTD.)

AVIC 118 Factory (Shanghai Aviation Electric Appliance Co., LTD.)
 AVIC 181 Factory (Wuhan Aviation Instrument Co., LTD.)
 AVIC 607 Institute (China Leihua Electronic Technology Institute)
 AECC 606 Institute (Shenyang Engine Research Institute)
 CETC 14 Institute (Nanjing Institute of Electronic Technology)
 CETC 21 Institute (Shanghai Micromotor Research Institute)
 CETC 23 Institute (Shanghai Transmission Line Research Institute)
 CETC 36 Institute (Jiangnan Institute of Electronic Communication)
 CETC 38 Institute (East China Institute of Electronic Engineering)
 CETC 50 Institute (Shanghai Microwave Technology Research Institute)
 CETC 51 Institute (Shanghai Microwave Equipment Research Institute)
 CETC 54 Institute (Shijiazhuang Communication Measurement and Control Technology Research Institute)
 CETC 55 Institute (Nanjing Institute of Electronic Devices)
 CSIC 707 Institute (Tianjin Institute of Marine Instruments)
 CSIC 719 Institute (Wuhan Second Ship Design Institute)
 CSIC 704 Institute (Shanghai Marine Equipment Research Institute)
 CSIC 726 Institute (Shanghai Marine Electronic Equipment Research Institute)
 Jiangnan Shipbuilding (Group) Co., LTD
 Nanjing Panda Electronics Co., LTD
 State-owned 741 Factory (Nanjing Huadong Electronics Group Co., LTD.)

Chinese People's Liberation Army

South Sea Fleet
 East China Sea Fleet
 North Sea Fleet
 Navy Plant 701 / Plant 702
 4724 Factory (Shanghai Haiying Machinery Factory)
 Unit 95861 (Empty Base 1)

Commercial Aviation



Commercial Aircraft Corporation of China



Collins Aerospace

Rockwell Collins



Guangzhou Aircraft Maintenance Engineering Co., LTD



Beijing Aircraft Maintenance Engineering Co., LTD

Scientific Research & Third Party Quality Inspection Agency




Technical Institute of Physics and Chemistry (Beijing)

Institute of Urban Environment (Xiamen)

Electrotechnical Research Institute (Beijing)

Institute of Applied Physics (Shanghai)



中国地震局
地壳应力研究所
The Institute of Crustal Dynamics



上海电器科学研究所(集团)有限公司
Shanghai Electrical Apparatus Research Institute (Group) Co., Ltd.



苏州电器科学研究院股份有限公司
国家智能电网中高压成套设备质量监督检验中心
国家电器产品质量监督检验中心



长春市产品质量监督检验院
Changchun City Product Quality Supervision and Inspection Institute



西安市产品质量监督检验院
Xi'an Supervision & Inspection Institute of Product Quality



杭州市产品质量监督检验院

Cooperative Customers (Part)

Military Academies & Local Universities



High-tech R&D Enterprise





Official wechat:hypower-cn



Contact us

Hangyu Power System (Shanghai) Co., Ltd

Mobile/Whatsapp: +8613801800699

Fax: +86-21-67285228-8009

Email:sales@hangyupower.com

neo@hangyupower.com

Address: Building B, 11th Floor, No. 1698 Minyi Road, Songjiang District,
Shanghai.PRChina

website:www.hangyupower.com

©Hangyu Power System, 2024

Hangyu Power AC Power Supply Product Manual, version 06.00, february 2024

All technical data and instructions are based on the actual product

If there is any change, Hangyu Power has the final interpretation right

Authorized distributor:

