AM-PC65140DN SERIES (Built-In Position Control, with Encoder)

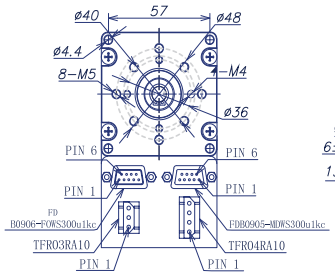

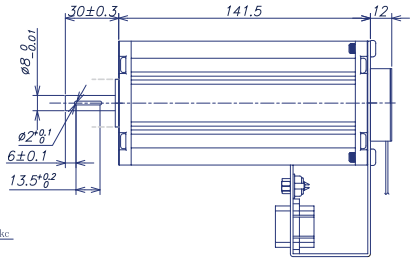

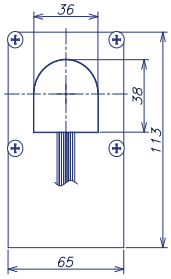

Brushless Servo Motor					Ball Bearing		
Motor Model		**2403**					
Nominal voltage	V	24					
Gearbox Ratio	X:1	1 (No Gear)					
No Load Current Max 150%	mA	420					
No Load Speed	rpm	3000					
Rated Torque	mN·m	305					
Rated Current	A	5.4					
Rated Speed	rpm	3000					
Encoder Information							
Type	Incremental	Optical Encoder					
Channels	2 Channels						
Resolution	PPR	1000					
Max. Working Frequency	KHz	55					

Additional Information

Pin No.	Connector	Signal Description	Pin No.	Connector	Signal Description
Connection Port: TFR03RA10			Connection Port: TFR04RA10		
Pin 1	192900-0452	+24V Sensor Supply (From Motor)	Pin 1	192900-0446	+24V Motor Supply (From System)
Pin 2	192900-0452	Original Sensor Signal (To Motor)	Pin 2	192900-0446	0V GND (Motor Supply)
Pin 3	192900-0452	0V GND（Sensor Supply）	Pin 3	192900-0446	+24V DC Logic Supply (From System)
Connection Port: FDB0905-MDWS300u1kc			Pin 4	192900-0446	0V GND (Logic Supply)
Pin 1		Digital Signal Input (Customizable)	Connection Port: FDB0906-FOWS300u1kc		
Pin 2		CAN_L	Pin 1		B
Pin 3		CAN_GND	Pin 2		CAN_L
Pin 4		Left Limit Input（Customizable）	Pin 3		B-
Pin 5		Right Limit Input（Customizable）	Pin 4		A-
Pin 6		Digital Signal Input（Customizable）	Pin 5		A
Pin 7		CAN-H	Pin 6		CAN_GND
Pin 8		Digital Signal Output（Customizable）	Pin 7		CAN_H

Total Length L_T=L1+L2+L3

L1:60GP		L2 :PC65		L3: EN36
73.5		141.5		12

Note: The customer can select the gearbox to match the motor. It is recommended to weld motor shaft gears, some of which are listed here for reference.

AM-PC65140DN Combiniation Scheme

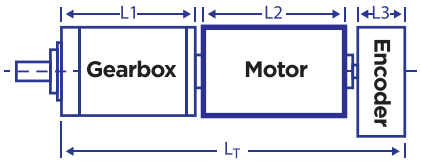

Recommended Gearbox:
AM-60GP

Recommended Encoder:
Optical Encoder: AM-EN3612T***

Download datasheet: https://assunmotor.com/documents-download

Visit Our Website and Online Shop at https://assunmotor.com Contact: info@assunmotor.com

2020 Edition. Specifications are subject to change without notice. Copyright Assun Motor Pte Ltd. All Rights Reserved.